

# Eligible to Naturalize Fact Sheet: San Diego-Chula Vista-Carlsbad, CA



U.S. Citizenship  
and Immigration  
Services

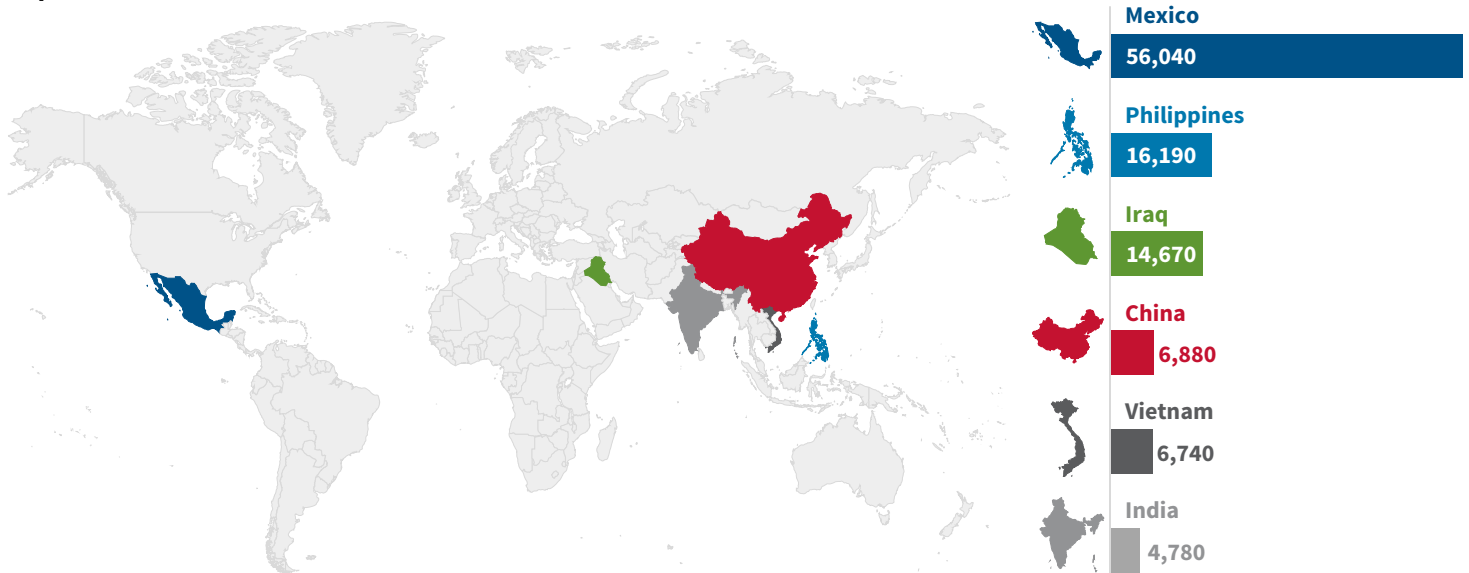
 **151,930 Eligible to Naturalize**

*Data Source: Office of Homeland Security Statistics  
Report created August 2, 2024*

This fact sheet provides information on select characteristics of people with Lawful Permanent Residence (LPR) status, also known as Green Card holders. Generally, a person with LPR is eligible to become a naturalized U.S. citizen after meeting certain requirements. Providing more information on the eligible to naturalize population is in keeping with the Executive Order on Restoring Faith in Our Legal Immigration Systems and Strengthening Integration and Inclusion Efforts for New Americans (E.O. 14012).

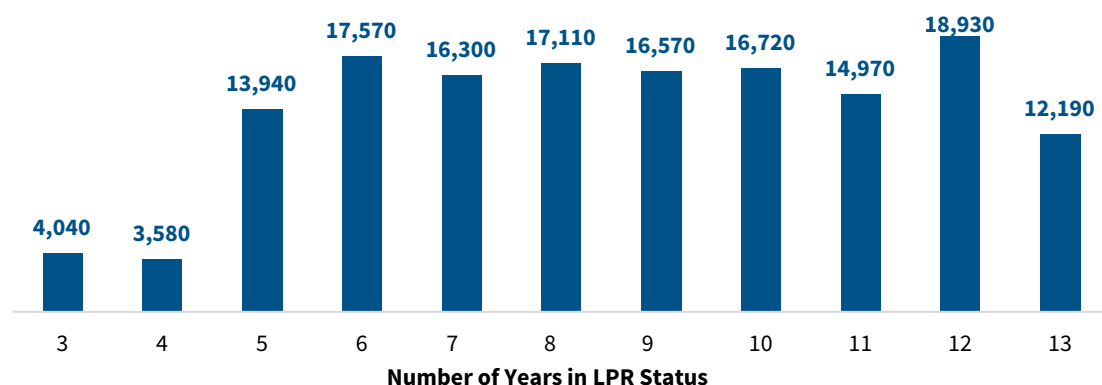
Throughout our history, the United States has welcomed immigrants from all over the world who have helped shape and define our country. Granting citizenship to eligible lawful permanent residents is vital to our nation's security, economic prosperity, and a future built on the principles of the U.S. Constitution. Some of the benefits to becoming a U.S. citizen include the right to vote, traveling with a U.S. passport, bringing family members to the U.S., applying for federal jobs, and becoming an elected official.

## Top Countries of Birth



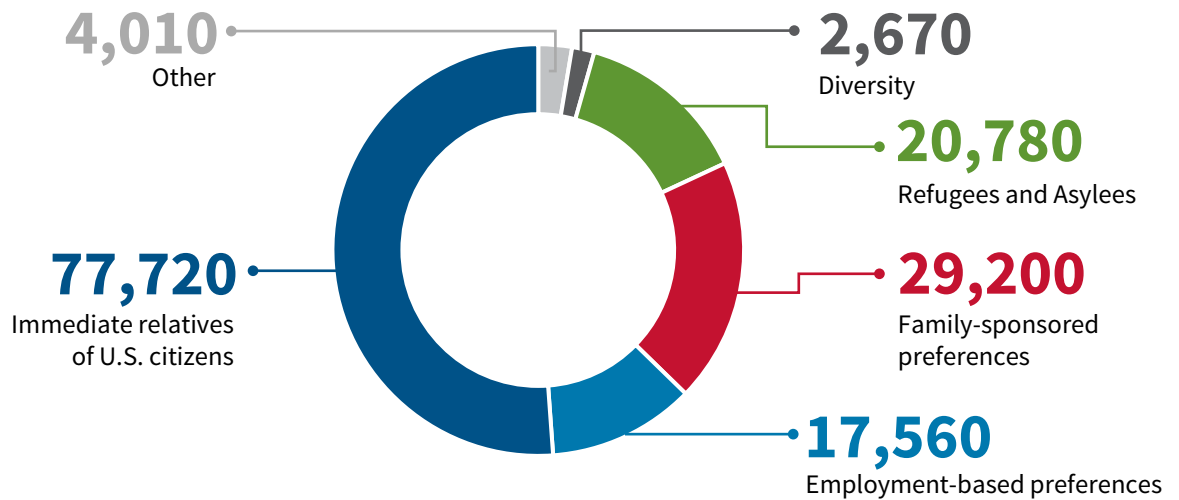
## Number of Years in LPR Status

Generally, a Lawful Permanent Resident (or LPR) is eligible to become a naturalized U.S. citizen after meeting certain requirements such as length of time in LPR status; the length of time depends on the basis for naturalization

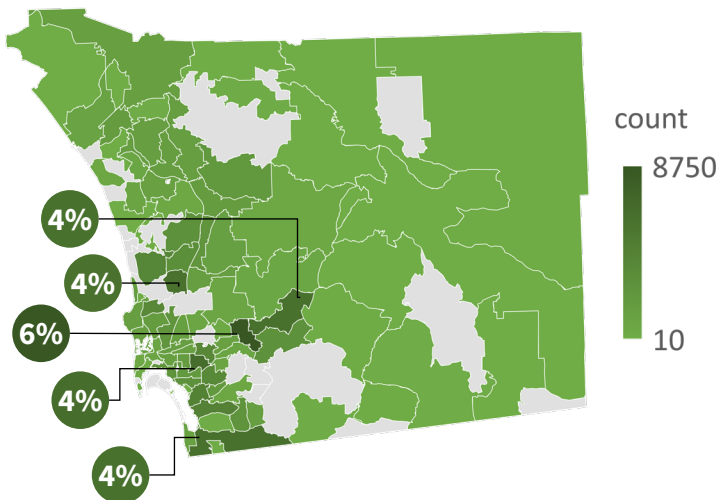


## LPRs by Category of Admission

After meeting certain eligibility requirements, a person can gain LPR status through employment, family relationships, the diversity visa program, or as a refugee or asylee, among other ways.



## Concentration of Eligible to Naturalize in the Region

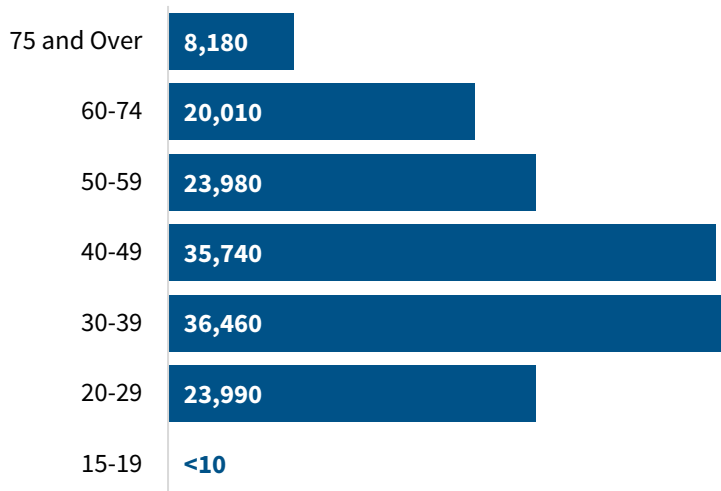


**23%** of the eligible to naturalize population resides in **5 zip codes**.

92020	8,750	92019	2,840	92083	1,580	92116	1,180
92105	6,520	92127	2,840	91915	1,550	91932	1,160
92021	6,150	92101	2,680	92026	1,540	92054	1,040
92154	6,110	91913	2,640	92084	1,540	92058	1,040
92126	5,960	92128	2,550	92037	1,530	92024	1,000
91911	5,730	92111	2,530	92131	1,530	91941	920
92173	4,680	91977	2,280	92108	1,510	91945	900
91910	4,450	92027	2,180	92028	1,450	92009	880
91950	4,420	92139	2,080	92109	1,400	92071	830
92130	4,010	92102	1,990	92103	1,370	92110	800
92115	3,860	92057	1,770	92123	1,350	92081	730
92122	3,730	92025	1,740	92064	1,340	92124	680
92114	3,700	92104	1,720	92056	1,310	92008	670
92129	3,080	92117	1,720	92078	1,290	91902	630
92113	2,890	92069	1,640	91942	1,180	92040	570

**Note:** All other zip codes: <550

## Eligible to Naturalize by Age



## Eligible to Naturalize by Gender

